

Accessibility & Inclusivity Guide

Last Updated 25th July 2022

Our Accessibility & Inclusivity Promise

We are committed to inclusivity and work hard to provide a friendly, accessible environment for all our visitors and the widest possible access to our trains, walks, buildings and other attractions.

We promise to:

- Place access and inclusivity at the heart of what we do.
- Do everything we can to remove barriers to participation.
- Work with individuals and organisations that can help us to be more accessible and inclusive.
- Positively encourage feedback on how we can improve.

Contact


If you have any questions or suggestions about our inclusivity and accessibility, please email info@perrygrove.co.uk or call 01594 834991.

Getting here and Parking

Most people travel to Perrygrove by Car. We are located on the B4228 just outside Coleford. Follow the brown signs from all major surrounding routes. Our post code is GL16 8QB. The entrance has a what3words address of ///sheds.insert.organic

We offer 4 reserved disabled parking spaces in the car park located close to the Ticket Office and railway. Please note it is a gravelled car park and therefore uneven. Parking is free.

If you require assistance, please speak to a member of the team who would be more than happy to help.



The Perrygrove Railway Adventure

Ticket Office

Our friendly team at the Ticket Office are happy to help advise you on the best routes available to suit your needs and to make the most of your visit.

Disabled Visitor and Carer Ticket Prices*

We are pleased to offer a reduced rate for our disabled visitors.

Day Tickets:

Disabled adult £7

Disabled child £7

1 Carer Free with each paying disabled visitor

Additional Carers £7 each

Annual Passes

Disabled adult £30

Disabled child £30

1 Carer Free with each paying disabled visitor

Additional Carers £30 each


*Prices correct at 11th July 2022

Dogs

Dogs are very welcome at Perrygrove, however, they must be on a lead at all times and we make a charge of £1.00 per dog. They are welcome on the railway, and the woodland walks. Dogs are not allowed in the playgrounds. Fresh water is provided outside the Café at Perrygrove Station and dog waste disposal bags are also available upon request.

Assistance Animals

Assistance animals are welcome at Perrygrove, but they must be on a lead or harnessed at all times. Assistance animals can accompany their owner as far as practical.



perrygrove.co.uk | 01594 834991 | info@perrygrove.co.uk

Perrygrove Railway, Perrygrove Road Coleford, Gloucestershire GL16 8QB

The Perrygrove Railway Adventure

First Aid

A large number of staff are holders of a First Aid qualification. If in the event that first aid is required, please find a member of staff who should they not be able to personally assist you, will be able to summon a first aider. An accident must be filled in before you leave the property.

Getting Around Perrygrove


There are a number of paths and walks at Perrygrove. The path from the main entrance and toilets to the platform is solid surfacing which is suitable for wheelchairs and pushchairs. Some routes are more accessible than others. All of the woodland paths and other stations are loose stone surfacing. This can be challenging in a wheelchair if unassisted. Please contact info@perrygrove.co.uk if you would like to discuss which of the paths and areas may be most suitable to your needs.

Woodland Walks – approx. 500 metres in total. These are uneven paths unsuitable for wheelchair users and most pushchairs. The access to these walks from Perrygrove station is across a footbridge. This is not suitable for wheelchairs or pushchairs.

If you are bringing your own wheelchair / mobility scooter please note that the maximum size we can fit on the train is: 130 cm high x 120 cm long (front to back) x 70 cm wide. This is ramped access but will require the chair to be turned through 90 degrees once on board. 5 of our 7 carriages have a wheelchair compartment.

Toilet Facilities and Baby Changing

Disabled facilities are provided at the Main Entrance. We offer unisex baby changing facilities within the disabled toilet.



perrygrove.co.uk | 01594 834991 | info@perrygrove.co.uk

Perrygrove Railway, Perrygrove Road Coleford, Gloucestershire GL16 8QB

The Perrygrove Railway Adventure

Food and Drink

The Café is a fully accessible with firm floors and accessed by wide doors from the main entrance. There are plenty of indoor tables and chairs which are free moving ensuring everyone is able to be accommodated.


We sell a range of foods to suit specific dietary requirements including gluten free, vegan, vegetarian and dairy free. Water is available to be purchased from the cafe. If you have any questions, please do ask a member of the team who will be happy to assist you.

Wi-Fi and Mobile Phone Coverage

Mobile reception across the site varies between providers. Emergency calls can be made from the Ticket Office and Cafe. Free Public Wifi is available in the main station and picnic area. We are always expanding this network and improving the connectivity of it.

Feedback

If you have any comments or feedback on your visit or how we could improve for future visits please email info@perrygrove.co.uk we would love to hear from you.



perrygrove.co.uk | 01594 834991 | info@perrygrove.co.uk

Perrygrove Railway, Perrygrove Road Coleford, Gloucestershire GL16 8QB